

VIEWING CHILD OUTCOMES

TIP SHEET



PKC and HSSAP providers must monitor child outcomes information and establish a means to maintain outcomes information so that it is available upon request of the Department. Data gathering from families, the education team and research-based assessment instruments should be combined to obtain the information needed to assess and report children's progress on the chosen assessment tool.

PKC and HSSAP providers are required to use an approved web-based tool for reporting. The Keystone STARS performance standards allow programs flexibility around use of approved child assessments. STARS providers are encouraged to consider the full range of tools and resources around child assessments and make a decision that is right for them. STARS providers are still required to complete approved assessments on the children's progress.

The list of approved tools can be found on the PA Keys website at <http://www.pakeys.org> or <http://www.education.pa.gov>. Providers should follow assessment company guidelines for assessment completion dates.


Assessment companies will not report assessment results to OCDEL in the form of Outcomes reporting. PKC, HSSAP and STARS providers cannot see assessment information under each child entered in ELN after July 1, 2017. Providers should use outcomes information from their selected assessment tool to view historical assessment data.

The following reports will be available for the previous year's data only:

ELNRTP109 – Early Learning Outcomes Report – Location	Displays historical early learning outcomes data for children by location.
ELNRTP110 – Early Learning Outcomes Report – Program	Displays historical early learning outcomes data for children by program.
ELNRPT111 – Early Learning Outcomes Report – County	Displays historical early learning outcomes data for children by county.
ELNRPT112 – Early Learning Outcomes Report – Legislative District	Displays historical early learning outcomes data for children at Legislative district level.

VIEWING CHILD OUTCOMES

TIP SHEET



The Student Outcomes reports will be available for children enrolled in past years. Results are displayed in aggregate counts for locations. If the count is ten or fewer children, results will not display.

ELNRPT106 – Student Outcomes Report – Location	Displays aggregate student outcomes data for children by location.
ELNRPT107 – Student Outcomes Report – Program	Displays aggregate student outcomes data for children by program.
ELNRPT108 – Student Outcomes Report – County	Displays aggregate student outcomes data for children by county.
ELNRPT113 – Student Outcomes Report – Legislative District	Displays aggregate student outcomes data for children at the Legislative district level.


1. Click **Child Information** on the ELN main header menu and **Child Roster** in the sub-menu.

A screenshot of the Pennsylvania Pelican Early Learning Network web application. The top navigation bar includes the logo, "Back To PSS Home", and a user profile "b-hhelms". Below this is a main menu with "MY LOCATIONS", "HOME", "LOCATION", "CHILD INFORMATION", "TOOLS", and "ADDITIONAL OPTIONS". The "CHILD INFORMATION" menu is highlighted with a red box, and its sub-menu is open, showing "CHILD ROSTER", "CHILD SEARCH", "CHILD INFORMATION UPLOAD", and "WAITING LIST". The "CHILD ROSTER" option is also highlighted with a red box. Below the menu is a data table with columns for MPI ID, Location ID, Location Name, Lead Agency, Status, and ACTIVE. The table contains one row of data. At the bottom of the page, there is a "Child Roster" heading, a dropdown menu with "Select.." and a "GO" button.

MPI ID	300503106-0001	Location Name	UAT ELN TRAINING CENTER	Status	ACTIVE
Location ID	13805	Lead Agency	UAT ELN TRAINING CTR INC		
Child Roster					

VIEWING CHILD OUTCOMES

TIP SHEET



The *Child Roster* screen is displayed.

CHILD ROSTER | CHILD SEARCH | CHILD INFORMATION UPLOAD | WAITING LIST

MPI ID: 300503106-0001 Location Name: UAT ELN TRAINING CENTER Status: ACTIVE
Location ID: 13805 Lead Agency: UAT ELN TRAINING CTR INC

Child Roster

Select.. **GO**

For a tour of the Child Roster page, [click here](#)

Below are the enrollments which are currently Active at this location. You can use the filters along the side of the screen view enrollments in different statuses, specific programs, classroom sessions or schedules. The display order can also be changed using the arrows in the top header row.

When the Inactive status filter is applied, this page displays enrollments which have been inactive for less than two years. To view enrollments which have been inactive for more than two years, please use Child Search.

Active Children At This Location: 23
Active Enrollments At This Location: 23

Filter By:

Enrollment Status

- Active
- Inactive (past 2 years)
- In-Process
- On Waiting List

Classroom Sessions

Selected (2)

- MCC HS I
- MCC Pre-K 1

Program

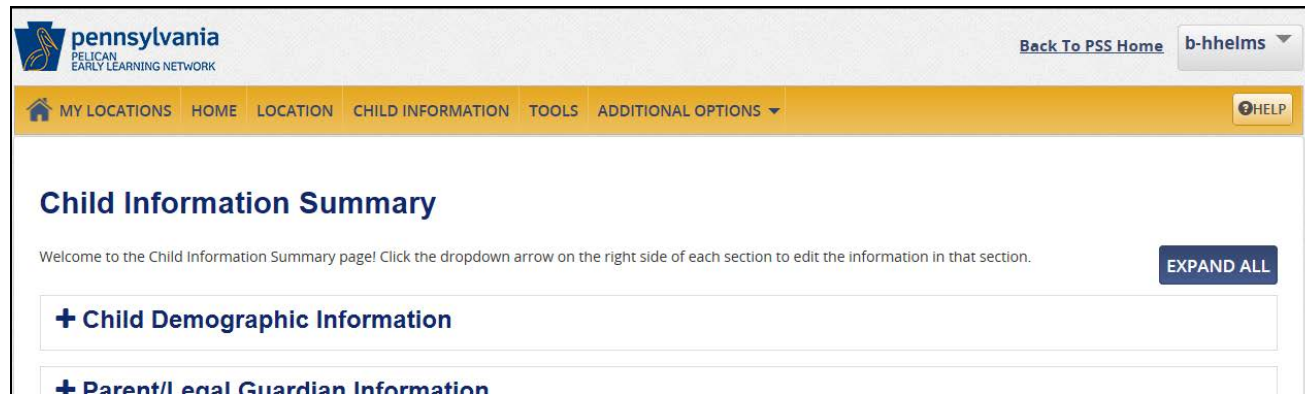

+ Showing Results For Enrollment Status: Active

Select All	Name	Date of Birth	Schedule	Classroom Session	Program	Enrollment Begin Date	Enrollment End Date	Risk Factors
<input type="checkbox"/>	BEAR, GLORIA	09/11/2013	Full Day	MCC Pre-K 1	PA Pre-K Counts	09/20/2017		Individualized Education Plan
<input type="checkbox"/>	CAT, BRYCE	09/12/2013	Full Day	MCC Pre-K 1	PA Pre-K Counts	09/20/2017		Individualized Education Plan
<input type="checkbox"/>	COW, TREVYN	09/07/2013	Full Day	MCC Pre-K 1	PA Pre-K Counts	09/20/2017		Individualized Education Plan
<input type="checkbox"/>	DOG, VERONICA	09/13/2013	Full Day	MCC Pre-K 1	PA Pre-K Counts	09/20/2017		Individualized Education Plan
<input type="checkbox"/>	Dolphin,	09/01/2013	Half Day	MCC HS I	Head Start	09/20/2017		Child considered at risk in another

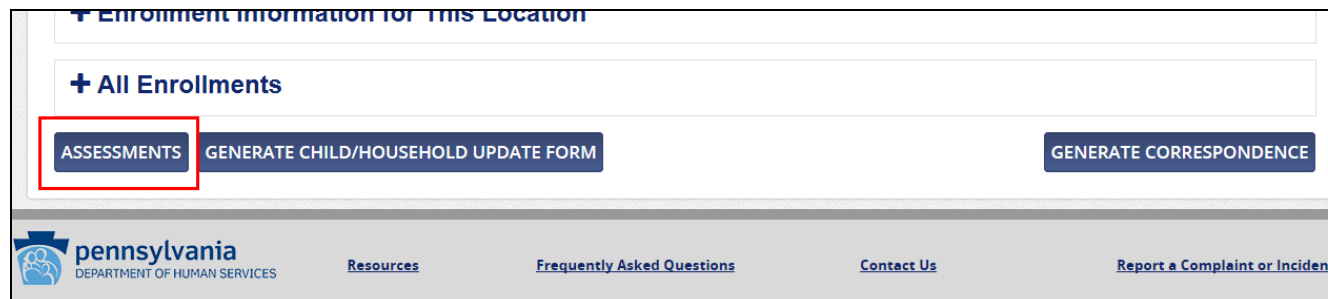
2. Click on the child's name to open the *Child Information Summary* screen.

VIEWING CHILD OUTCOMES

TIP SHEET




3. Scroll to the bottom of the *Child Information Summary* screen and click the **[ASSESSMENTS]** button. NOTE: Individual child assessment details are only available prior to July 1, 2017.



The *Child Assessment* screen is opened.

VIEWING CHILD OUTCOMES

TIP SHEET



The screenshot displays the 'Child Assessment' page for a child named Gloria Bear. The page includes a navigation bar with options like 'UPLOAD CHILD DATA', 'MY LOCATIONS', 'HOME', 'LOCATION', 'CHILD INFORMATION', and 'ADDITIONAL OPTIONS'. A table at the top shows location details: MPI ID 300503106-0001, Location Name UAT ELN TRAINING CENTER, Location ID 13805, and Lead Agency UAT ELN TRAINING CTR INC. Below this, the 'Child Assessment' section shows the child's status as 'Active' and provides a table of assessment records.

Select	Outcome ID	Inventory	Period	Year	Date of Conducting Assessment	Date of Reporting Outcomes	Last Updated By	Last Update Date
<input type="radio"/>	629335397	Pre-Kindergarten	Fall	2011	10/12/2012	10/15/2012	Assessment Vendor	10/15/2012 09:55:06 AM
<input type="radio"/>	629335397	Pre-Kindergarten	Spring	2012	05/12/2012	05/15/2012	Assessment Vendor	05/15/2012 10:33:06 AM

4. **ADD** or **EDIT** assessment information as appropriate.